


Tips for Reading with Kids

GRADES 5 AND 6

"TODAY A READER; TOMORROW A LEADER."

- MARGARET FULLER

READING IS THINKING




- Reading is about making meaning.
- Help kids talk about and understand the topics.
- Show kids new words and talk about what they mean.
"Go buy the milk from the store."
"Go purchase the milk from the grocer."
- The more words kids know, the easier it is to read and understand.



MAKE A ROUTINE

- Enjoy reading as a family.
- Pick a time that works for you.
- Post a reminder where you will see it!
- Set an alarm on a cell phone or timer.
- Support kids in making their own reading routine.
- Read everyday! The more you read, the more you learn.



KEEP IT FUN



- Let the child choose the format. Paper books, online texts, graphic novels, recipe books, and how-to books are all reading!
- Children this age can practice reading to you.
- Children this age also need you to read to them!
- Try taking turns reading out loud to each other.
- Help children break unknown words into parts: *im-por-tant*

LIMIT DISTRACTIONS

- Turn off the TV.
- Find a quiet place.
- Mute cell phones or devices.
- Encourage reading before screen time.
- Reading every day is still important for older children.



LISTEN FOR FREE

- **Listen to children's storybooks read online:**
 - [Click here for Tumblebooks](#)
 - Actors reading kids books: <https://www.storylineonline.net/>
 - Indigenous Story Books: <https://indigenoustorybooks.ca>
- **Audiobooks for kids are available from:**
 - Winnipeg Public Library: <https://winnipeg.overdrive.com/library/kids>
 - Library cards are free. To get a card, fill out your info. [here](#) or go to <https://wpl.winnipeg.ca/library/ourlibrary/membership.asp>



ENCOURAGE NON-FICTION


- Non-fiction helps kids explore personal interests, hobbies, their identity, and the world.
- Free articles at **FYI for Kids**: <http://textproject.org/teachers/students/fyi-for-kids/>
- Visit websites that build background knowledge on topics that interest them. Examples:
 - **Dogo News**: <https://www.dogonews.com/>
 - **Sports Illustrated for Kids**: <https://www.sikids.com/>
 - **National Geographic Kids**: <https://kids.nationalgeographic.com/>

Tips for Reading with Kids

GRADES 5 AND 6

"READING GIVES YOU A PLACE TO GO
WHEN YOU HAVE TO STAY WHERE YOU ARE."

- MASON COOLEY




Reading to children
helps them understand new words,
learn to read, and succeed at school.

HOW TO SUPPORT SPEECH & LANGUAGE

- More talk; less tech. Put down devices. Chat. This helps language and literacy.
- Read to kids, even in older grades. This exposes them to new words and ideas.
- Use new words often. Help kids to be curious about words and their meanings.
- At this age, children should be able to make **most or all** speech sounds, such as R or TH. If you have concerns about their speech, please contact the school.

BEFORE READING



- Talk about the topic. Watch a video clip about it.
- Look through the book: titles, pictures, charts, lists...
- Look up new words on your phone or in a dictionary.
- Ask questions: "I want to know..." "I wonder if..."
- Help kids guess what will happen or what they will learn.
- Try to read lots of non-fiction books to learn lots of facts!

DURING READING

- Review new or hard words.
- Help the child connect the book to something they know.
- Visualize the story. Talk about what you 'see' in your mind.
- Monitor your thinking as you read:
"Does that make sense?" "Do I need to reread?"
- Help kids break words they don't know into parts: *cal-cu-late*



AFTER READING



- Ask the child to retell the story in their own words.
- Talk about the story's elements: *who, what, where, when, why*
- Ask open-ended questions that help kids talk more:
"What did you think?" "Why did that happen?"
- Did your thinking change after you read the book?
"Now I see why..." "I changed my mind when..."

FREE E-BOOKS

Students can access the Winnipeg School Division (WSD) digital library:

- Use their **student number** as their "Library Card" number
- The **last 4 numbers** of their student number is their PIN (password)
 - Use the website: <https://winnipegdca.libraryreserve.com/>
 - Or download the **SORA** app: <https://soraapp.com/welcome>

If you need help, contact the teacher or school.